

# Mount Allison International Student Handbook



A Helpful Resource Guide for International Students

International Centre  
Mount Allison University  
62 York Street  
Sackville, NB  
E4L1E2


**MountAllison**  
UNIVERSITY

[www.mta.ca/international](http://www.mta.ca/international)

Tel: 506-364-2124  
Fax: 506-364-2130  
[intpa@mta.ca](mailto:intpa@mta.ca)

# Contents

Welcome to Mount Allison.....	1
<b>The International Centre</b> .....	<b>2</b>
Centre information.....	2
Centre Staff.....	3
Our Services.....	3
<b>Things to Do After You Arrive</b> .....	<b>4</b>
Checking In.....	4
Housing.....	5
Register for courses.....	6
Pay your tuition.....	7
Open a Bank account.....	8
Collect Health Insurance.....	10
Attend Orientation.....	11
Obtain your Mt.A ID.....	12
<b>Academic Success</b> .....	<b>14</b>
The Canadian classroom.....	14
Academic assistance.....	16
Plagiarism and cheating.....	18
Writing Resource Centre.....	19
Other campus resources.....	19
Improving your English.....	20
<b>Immigration and Employment</b> .....	<b>22</b>
Your documents.....	22
Working in Canada.....	24
<b>Travelling in Canada and Abroad</b> .....	<b>25</b>
How to get around.....	25
Travelling in the US.....	29
<b>Finances</b> .....	<b>30</b>
Managing your money.....	30
Understanding credit cards.....	32
Taxes.....	33
Financial Aid.....	33
Scholarships.....	33
<b>Student Services on Campus</b> .....	<b>34</b>
Useful Campus Resources.....	34
Students' Administrative Council.....	37
Telephones.....	42
<b>Other Resources</b> .....	<b>44</b>



# Welcome!

Thank you for choosing Mount Allison and for making Sackville your new home for the next 4-5 years. As a Canadian student who travelled over 5,000km to attend Mount Allison back in the 1990s, I can well appreciate the excitement and apprehension that comes from travelling so far to attend university. On one hand, there is the anticipation of starting something new; of having the chance to reinvent oneself in a completely new context. On the other hand, there is the inescapable fear that you may have ventured too far from home or chosen the wrong university. As one who has gone before you – and who now calls Sackville home – I would like to positively and emphatically reassure you that you have made a great decision in coming to Mount Allison and that, quite literally, a world of opportunities, scholarship, and friendship awaits you here in Sackville.

You will see from the signs around town that Sackville refers to itself as “the cultural crossroads of the Maritimes.” This slogan is in reference to the shared history of this region, one which includes the English, French, Acadian, and aboriginal First Nations populations. The slogan takes on a new meaning when one considers Mount Allison’s dedicated efforts to bring an increasingly global perspective to its curriculum and student body. Fully 10% of Mount Allison’s students come from countries other than Canada. Another 25% of students come from provinces outside Atlantic Canada. For a small university in a largely rural part of the country, the geographic and cultural mix of students is impressive. The national – and international – mix of students at Mount Allison lends itself to an exciting learning environment and creates opportunities for truly global friendships.

Mount Allison’s International Affairs is proud to work with students, staff, and faculty to coordinate, promote, and sponsor a range of programs, services, and events that directly serve international students and that help to further the University’s goal of building a truly internationally-minded campus. Whether it’s through International Orientation, the International Mentorship Program, or the Academic Success Program, International Affairs is dedicated to assisting international students in making a smooth transition to academic and social life at Mount Allison. We work with student groups to promote cultural events on campus (e.g. Diwali, Eid, Chinese New Year, etc.), we partner with campus and community groups to develop theme-based awareness campaigns (e.g. Anti-Racism Awareness Week, International Development Week, Black History Month, etc.), and we stand alongside others in fund-raising efforts following natural disasters of global significance (e.g. the earthquake in Haiti and the earthquake + tsunami in Japan). Finally, in an effort to bring the international and Canadian communities closer together, International Affairs plans day-trips and weekend activities that feature hiking, horseback-riding, snow-shoeing, dog-sledding, apple-picking, and maple-syrup tasting. At Mount Allison you will be an important part of a global community that is locally-invested and personally-connected.

I hope that your journey to Sackville is a smooth one and that your transition to life at Mount Allison is even smoother. I look forward to welcoming you to campus and working with you during your time at Mount Allison to create a community that is truly worthy of its designation as the cultural crossroads of the Maritimes.

See you soon,

Adam Christie  
Manager of International Affairs

[www.mta.ca/international](http://www.mta.ca/international)



## The International Centre

The International Centre aims to assist Mount Allison's international students by providing programs and services that are unique to them.

We help students with study permit renewals, off campus work permit applications, information about health insurance as well as settlement services once they arrive.

### **Our Location:**

Room 219  
Wallace McCain Student Centre  
62 York Street  
Sackville, NB  
E4L 1E2

### **Office Hours:**

Monday to Friday 8:30AM to 4:30PM

### **Telephone numbers:**

+1-506-364-2124 (reception)  
+1-506-364-2112 (International Advisor)  
+1-506-364-2176 (Study Abroad/Exchange)

### **Fax number:**

+1-506-364-2130

**Email:** [international\\_advisor@mta.ca](mailto:international_advisor@mta.ca)

**Website:** [www.mta.ca/international](http://www.mta.ca/international)

## International Centre Events

Each semester the International Centre helps to organize various events on campus to promote multiculturalism and diversity awareness such as:

- International Orientation
- World Bazaar
- Anti-Racism Week
- International Development Week
- Black History Month
- International Education Week



## Centre Staff

### **Adam Christie**

*Manager of International Affairs*

506-364-2116

achristie@mta.ca

### **Danai Kusikwenyu**

*International Advisor*

506-364-2112

dkusiwkenyu@mta.ca

### **Robin Walker**

*Study Abroad, Exchanges and MASSIE Coordinator*

506-364-2176

rwalker@mta.ca

### **Front Reception**

506-364-2124

intpa@mta.ca

### **MASSIE teachers**

506-364-2693

massiepa@mta.ca

## Our Services

- ◆ Assistance with Immigration and employment procedures.
- ◆ Immigration information sessions every month during the school year
- ◆ Information regarding studying-abroad and exchanges
- ◆ Health insurance for international students
- ◆ Personalised academic support for students in their first calendar year at Mt.A.
- ◆ Settlement services including International Orientation, the Mentorship Program and the Academic Success Program
- ◆ Assistance with tax filing
- ◆ Cultural integration programs
- ◆ Assistance and Support during periods of crisis, such as: illness, accident, disaster, or death

We can help  
with:

Study permits

Academic support

Entry VISAs

Work permits

Health Insurance

Taxes

Study Abroad and  
Exchanges

Exam accommodations



## Things to Do When You Arrive

Here is a list of important things to do as soon as you arrive in Sackville:

### Checking In

As soon as you arrive, make sure you remember to check in with our office. If you are arriving late at night or if you arrive when the office is closed simply send us an email at:  
[international\\_advisor@mta.ca](mailto:international_advisor@mta.ca).

When you visit our office we will give you a welcome package which contains some valuable information about the university and the Town of Sackville. You will also have the opportunity to meet with the International Advisor and the rest of the staff in the International Centre.

During this time you will receive information about International Orientation and housing.

Don't forget to contact your family to let them know that you have arrived safely in Canada. You can do so by emailing them or you can buy a phone card and call them from a payphone.

[www.mta.ca/international](http://www.mta.ca/international)

## International Orientation Fall 2011

Aug. 29<sup>th</sup>, 2011  
to  
Aug. 31<sup>st</sup>, 2011

[www.mta.ca/international](http://www.mta.ca/international)

## Airport Pickup Service

Aug. 28<sup>th</sup>, 2011  
to  
Aug. 31<sup>st</sup>, 2011



# Things to Do When You Arrive

## Housing Information

Make sure that you have received written confirmation of your on or off-campus living arrangements *before* you arrive at Mount Allison. If you do not know where you will be living, please contact the International Centre in advance of your arrival.

### On-Campus Housing

Once you are here you can collect your room keys at International Orientation or from your residence don.

### Off-Campus Housing

While it is recommended that you live on campus in your first year you may choose not to. If you would like to live off campus you will have to search for an apartment in on your own.

Here are some trusted websites where you can search for off campus housing:

*Town of Sackville* website:

**[www.sackville.com/community/apartments](http://www.sackville.com/community/apartments)**

This website has listing for local apartments, most within walking distance of campus

*Students' Administrative Council (SAC)* website:

**[www.sac.mta.ca](http://www.sac.mta.ca)**

This website is run by SAC. You can search for an apartment by room, length of lease or even distance from campus.

[www.mta.ca/international](http://www.mta.ca/international)

## Contact Mt.A's Housing Office

Ms. Isobel Snowdon  
Housing Assistant  
Facilities Management  
(506)364-2252  
[resroom@mta.ca](mailto:resroom@mta.ca)



# Things to Do When You Arrive

## Registering for Courses

If you have not already done so, you should register for courses as soon as you arrive. You can do so online via your online Connect account or you can visit the Registrar's Office located in the Wallace McCain Student Centre on the second floor. You can also email [reghelp@mta.ca](mailto:reghelp@mta.ca).

## How to Register for Courses:

Visit **Connect @ MTA**;

- Enter your username and password (If you attempt to access the site prior to your access the date/time a page will display indicating when you can log in to register);
- Select your courses. Full-time students should register for 9-15 credits in each of the Fall 2010 and Winter 2011 terms
- Confirm your registration choices on 'My Class Schedule';

After you have registered you will receive an e-mail confirmation of your registration activity. You are responsible for ensuring that your registration is correct. Once registration closes on June 4 minor modifications will not be possible until registration reopens on August 30th, 2011.

## Academic Calendar: Fall 2011

SEP. 6	Classes begin
SEP.16	Last day to add courses
SEP. 19	Last day to pay tuition fees without penalty
Oct.31	Last day to add/drop courses
Dec.5	Last day of classes for Fall 2011
Dec.7	Final Exams begin
Dec.17	Last day of exams. Winter break begins.
Dec.18	Residences close.
Dec.23	University closes.



# Things to Do When You Arrive

## Paying your Tuition Fees

Please refer to the following recommended payment options. You can pay for your tuition fees before you come to Mt.A or as soon as you arrive. The University does not recommend that you travel to Canada with a large amount of cash. You cannot pay for your tuition with a credit card.

### Bank Transfer

In order to pay for your tuition fees by a bank transfer you will need a bank transfer form. This form is available from the Registrar's Office and can be emailed to you. To obtain this form simply email: [regoffice@mta.ca](mailto:regoffice@mta.ca) or phone +1-506+364-2269.

### Cheque

You can make the cheque payable to: Mount Allison University.

The cheque can be mailed to:

Mount Allison University  
Registrar's Office  
62 York Street  
Sackville, NB  
Canada  
E4L 1E2

For more options on paying your tuition fees please visit:

<http://www.mta.ca/administration/sas/payment.html>

[www.mta.ca/international](http://www.mta.ca/international)

## Academic Calendar: Winter 2011

Jan .1	Residences open
Jan.2	University opens
Jan.3	Classes begin
Jan.13	Last day to add/drop courses
Mar 3	Last day to withdraw from courses
Apr.5	Last day of classes
Apr.9	Final exams begin
Apr.19	Last day of exams. Summer holidays



# Things to Do When You Arrive

## Opening a Bank Account

If you are attending International Orientation you will have the opportunity to set up your bank account with one of the local banks as soon as you arrive. You can also open your bank account anytime after you arrive.

You will need the following items to open a bank account:

- ◆ Proof of ID e.g. passport
- ◆ Student ID
- ◆ Canadian address

## Types of Bank Accounts

### Chequing Accounts

A chequing account is an account for day-to-day banking. When you open up a chequing account you will be issued with a debit card. You can use this card to purchase items from any store that carries the “Interac” sign. Most shops in Sackville will accept a debit card. You will also receive cheques which you can use to pay your tuition.



[www.mta.ca/international](http://www.mta.ca/international)

## Banks in Sackville:

### Royal Bank

103 Main Street,  
Sackville, NB E4L 4B1  
1 (506) 536-1030  
[www.rbc.com](http://www.rbc.com)

### Scotia Bank

22 Bridge Street  
Sackville, NB E4L 3N5  
1 (506) 536-2480  
[www.scotiabank.com](http://www.scotiabank.com)



# Things to Do When You Arrive

## Savings Accounts

A savings account is a bank account that earns interest when you deposit money into it. If you have a lot of money on your person or if you have brought enough money to cover your living expenses for a full year you should deposit your money into a savings account.

If you have a savings and a chequing account in the same bank, you can transfer money from one account to the next very easily either online or through a bank machine.

## Understanding Canadian Money

Canadians have common nick-names for some denominations of their money.


<b>cent/penny</b> dollar (brown in colour)	\$ .01	1/100
<b>nickel</b>	\$ .05	1/20 dollar
<b>dime</b>	\$ .10	1/10 dollar
<b>quarter</b>	\$ .25	1/4 dollar
<b>“loonie”</b> (yellowish-gold in colour)	\$1.00	1 dollar
<b>“twoonie”</b> (large, silver with a gold centre)	\$2.00	2 dollars

[www.mta.ca/international](http://www.mta.ca/international)

## “Mountie Money” Did you know...

You can add money to your Mt.A ID card and use it to buy things on campus in the places below?

- Bookstore
- Gracie’s Cafe
- Jennings Dining Hall
- Library



# Things to Do When You Arrive

## Collect your Health Insurance

All international students at Mt.A are required to have health insurance while they are studying in Canada. The International Centre automatically adds new students to the StudentGuard Health Insurance policy. This insurance policy ensures that you have health insurance from the moment you arrive on campus. You should collect your health insurance card from the International Centre as soon as you arrive.

If you do not wish to be added to this policy you must provide the International Advisor with proof of alternative health coverage as well as sign a waiver. Waivers are available from the International Centre .

To find out more about the StudentGuard health insurance policy please go to the International Centre website or visit:  
[www.guard.me](http://www.guard.me)

## Visiting the doctor in Sackville:

If you would like to schedule an appointment with a doctor on campus you can do so by visiting the Wellness Centre in the Wallace McCain Student Centre.

If you require immediate assistance go to the Sackville Memorial Hospital. Walk-ins are treated on a priority basis as part of “outpatient” care.



# Things to Do When You Arrive

## Attend International Orientation

As a way of welcoming our incoming students, the university hosts a three-day international orientation followed by an extended university orientation for all new students before the beginning of classes each year.

New international Students are strongly encouraged to arrive early and attend International Orientation. In that time the International Advisor, along with international and Canadian student facilitators, familiarise the students with academic and social aspects of life in Mount Allison and Sackville.

There are information sessions about such issues as health and wellness, the academic system at Mount Allison, how to dress for the winter and much more. There are out-of-town trips and social activities that provide many opportunities to make friends with other students and to meet faculty, staff and community members.

In 2011 International Orientation will take place from **Monday, August 29th until Wednesday, August 31<sup>st</sup>**.

## Why should you attend International Orientation?

*"I'm so happy that I came here early and got [the] chance to meet other students."*

First-year student from  
China (2010)

*I enjoyed the bonfire and the reception. It was nice to see that the community was glad that I came here."*

First-year student from  
Sweden (2010)



# Things to Do When You Arrive

## Your Mt.A ID Card

Your Mt.A ID is your gateway to a whole host of services on campus. It is a very important piece of identification. Please keep it with you at all times, including when you go to Jennings Dining Hall for meals.

In order to sign out books from the library, you will need your student I.D. The Mount Allison pub ("The Pond") also requires that you show your Mount Allison I.D. in order to enter; however, while you wait to receive your card, you can use your passport.

You can also use your Mount Allison I.D. card to receive discounts at some local businesses and when you purchase bus and train tickets. You never know when your card might be useful so please take it with you everywhere and feel free to ask about student discounts.

## 5 Things About Your Mt.A ID Card:

1. You can use your card to buy merchandise in the university bookstore.
2. Pay for laundry machines in the Student Centre using your Mt.A card.
3. Your card allows access to the Fitness Centre in the McCain Student Centre.



# Things to Do When You Arrive

## How to Obtain your Mt.A Card

1. Go to the Bookstore on the ground level of the Wallace McCain Student Centre.
2. Present the front clerk with your passport and your student number, if you remember it.
3. The clerk will ask you to fill out a form. Make sure you ask him/her if there is something on the form you do not understand.
4. After the form is completed a staff member will take your picture.
5. Your card will be printed on the spot and you should receive it within five minutes.


\* Your first card is FREE but if you lose it you will have to pay \$23 to replace it.



## 5 Things About Your Mt.A ID Card:

4. Your card may be required as proof of identity when writing exams
5. You can add money to your card any time by visiting the Bookstore, the library or going online to this website:

<http://www.mta.ca/adminservices/campuscard/refill.html>



# Academic Success

It is important to pay close attention to your academics, especially in your first year of studies. Try to keep up with your assignments and make time to speak with your professors if you have any concerns about your schoolwork. The university has a number of resources available to help all students achieve their academic goals.

## The Canadian Classroom

In Canada the classroom system may be very different from what you are used to. Mount Allison encourages students to take an active part in class activities through discussions, group work and the open exchange of ideas.

Professors may solicit **in-class participation** discussions. Do not be afraid of speaking up in class or proposing alternative opinions to your peers. Each individual is deemed equal and has every opportunity to express his or her concerns.

As a student you will be required to **think critically** about what you are learning. This means that you may have to analyse material and even question established theory. Simply memorizing and cramming information will not guarantee success.

## Classroom Tips:

Try not to miss your first class—your professor will usually hand out a syllabus and any information about what you will study.

**Don't skip classes.** Attendance is not optional. Each class you miss will put you further behind and will make a professor less likely to help you.

**Raise your hand** if you need to ask anything in class. If your class is really big leave your questions until the end.

**Always be on time** for your classes and meetings. If you think you will be late, let your professor know ahead of time.

**Switch off your cellphone** or put it on silent during class. If you are **using a laptop** make sure the sound is muted.



# Academic Success

## Lectures

During a lecture listen to your professor and listen to your professor and make note of key information. Usually your lectures will discuss any readings you may have done previously. In order to maximise your lecture try and complete all your required readings before your class.

## Working in Groups

You may be required to do group work occasionally. Do not be afraid of interacting with other students. Learning to work with other people is an important life skill. Do not hesitate to let your opinions be heard or to bring in your own unique views.

The more you interact with your classmates the more you will learn and the more confident you will be in an academic setting.

## Absenteeism

Make sure you try and attend all of your classes. If, for some reason, you are unable to attend your class it is polite for you to let your professor know so that he or she can advise you on what will be covered that day.

## Classroom Tips:

Eating in class should be avoided but if you need to eat something make sure it is alright with your professor.

Address your professors by prefixing their family name with "Mr., Ms or Dr"(If they have a PhD.). If your professors prefer to be called by their first names they will tell you.

Identify yourself when emailing your professors. State your full name and class in the subject line of your email.

If you're having trouble with class material or need additional guidance speak with your professor directly



# Academic Success

## Academic Assistance

There are many resources available for international students to ensure academic success. If you find that it is difficult to adjust to the Canadian academic system there are several places that you can go to get help with your school work.

### Professors

Your professor should always be the first person you contact when you are having academic problems. Set up an appointment with him/her and discuss what you are finding particularly difficult the class. Visit him/her during their office hours and bring him/her a copy of your last assignment so that they may go over it with you.

### Faculty Advisor

Your faculty advisor is assigned to you before you arrive at Mt.A. He/she can help you with your course selection and advise you on which courses you should take in order to meet all the requirements for your declared major. If you are not sure who your faculty advisor is contact the Registrar's Office

## What is a GPA?

Grade Point Average: a measure of a student's academic achievement. At Mt.A. you need a GPA of 1.5 and above to avoid academic penalty.



# Academic Success

## Tutors

You can always hire a tutor to help you improve your grades in your classes. There are many ways to go about doing this. You can visit the Wellness Centre (located in the Wallace McCain Student Centre) for a complete tutor list. You will have to pay the tutor yourself. The price will vary by tutor but expect to pay at least \$10 per hour. You can also ask your professor if there is a tutor that he/she recommends.

## Academic Success Program


Each year the International Centre provides a series of workshops and academic programs for international students whose term Grade Point Average (GPA) is 1.7 or below.

Students who fall under this category are enrolled in a free tutoring service and have the opportunity to meet with the International Centre's Peer Tutor Coordinator for an assessment.

The program currently runs in the winter semester. All students who have obtained a 1.7 GPA after the fall semester are notified by email and letter and may choose to opt into the program.

## GPA Breakdown of Grades

Grade	Value
A+	4.3
A	4.0
A -	3.7
B+	3.3
B	3.0
B -	2.7
C+	2.3
C	2.0
C -	1.7
D+	1.3
D	1.0
D -	0.7
F	0.0



# Academic Success

## Plagiarism and Cheating

When you are writing your assignments be careful not to plagiarise. Plagiarism is when you present another person's work, writing or ideas as your own. If you take any information from any source, you must cite where this information was obtained from. At Mt.A. plagiarism is regarded as cheating and, if you are accused of plagiarism, you may face a serious academic penalty (e.g. a failing grade on the assignment).


The best way to avoid being accused of plagiarism is to give credit to any sources whose ideas or words you have included in your assignment. Your professors will, more than likely, give you more information about how to avoid plagiarizing. If you have any questions about this, speak to your professor directly.

You can also visit the library to get more information about citing your work correctly. The Writing Resource Centre has writing tutors available to help you with citing in your paper. The Writing Centre is located in the library. You will have to go to the library to find out when their operating hours are.

## Citation Guides

Visit the R.P. Bell Library for more information about citing sources . There are a number of citation guides that you can read and use when writing your assignments.

You can even visit the R.P. Bell Library website for more information:  
[www.mta.ca/library/](http://www.mta.ca/library/)



# Academic Success

## Writing Resource Centre

Student Life, in partnership with the English Department, operates a Writing Resource Centre to assist any student to complete written assignments in a variety of academic disciplines. The Centre is located in the library, M13.

## Residence Academic Mentors

Residence Academic Mentors assist students with the academic resources necessary to make a successful transition from high school to university life. One mentor is assigned to organize help sessions, provide access to tutors, and hold regular office hours in their respective residences. Ask your Residence Don for more information.

## Math Resource Centre

The Math Resource Centre is a drop-in service for students who need assistance in Mathematics. The Centre is available to any student who wishes to improve their mathematical skills. It is primarily directed to those in first-year Mathematics courses, but students in any Mt.A course who want help in math-related topics are welcome to use the Math Resource Centre. The Centre is located on the main library, first floor.

## Library Info:

### Operating Hours:

Mon-Thurs  
8:20am to 10:45pm

Friday  
8:20am to 10:45pm

Sat  
10:00am to 7:45pm

Sun  
1:00pm to 10:45pm

Telephone:  
506-364-2568

Website:  
[www.mta.ca/library/](http://www.mta.ca/library/)

*Your Mt. Allison ID card is required to sign out books.*



# Academic Success

## Keys to Academic Success

There are academic ways and non-academic ways to achieve success at Mt.A., especially if English is not your first language.

### Academic Ways of Achieving Success:

1. Try and have your written assignments looked over by a tutor at the writing Resource Centre. Follow up by researching how to improve your grammar mistakes.
2. Invest in a really good English dictionary and refer to it often when you need help learning to spell or use words correctly. Some excellent dictionaries include:
  - Chambers
  - Oxford
  - Cambridge
  - Collins
  - Merriam-Webster
3. Try and write your notes in class in English. This will help you become accustomed to the English terms, expressions and phrases used in your textbooks and by your professor.

## Fun Ways to Practice your English:

1. Sing karaoke in English.
2. Start your own radio show by visiting the campus radio station, CHMA on the 3rd floor of the Wallace McCain Student Centre
3. Buy an English-language cookbook with lots of pictures. Follow the instructions and try and make one of the dishes.



# Academic Success

## Non-Academic Ways of Achieving Success:

1. Try to make friends with other students who are not from the same country as you or who speak the same language. This will force you to speak English as much as possible.
2. Join a Mt.A student club or society. There you will be able to meet other students and you'll have the opportunity to practise your English.
3. Find an organization to volunteer with. Not only will you be practising your English but you will also be using your time to help others.
4. Watch some TV shows in English or listen to English radio stations.
5. Change your laptop settings to English so that you can become used to reading and writing in English.
6. Find an English-speaking friend and do something social together like go to a movie or coffee and speak only in English.

## Fun Ways to Practice your English:

4. Watch your favourite movie from home with English subtitles or with English audio.
5. Set your Facebook page to English
6. Read or watch the news in English instead of your own language.



# Immigration and Employment

## Understanding Your Documents

All international students studying at Mt.A are legally required to be in possession of a study permit if they plan to study for six months or more.

Students from certain countries may be required to have an entry visa in order to re-enter Canada if they leave the country during their time at Mt.A.

If you would like to work you will also need a work permit. If you would like to work on campus you do not need a work permit. Students working off campus with a valid work permit can work up to 20 hours a week. Students working on campus can work up to 20 hours a week.

The International Centre makes copies of your documents so that you have a copy of them in case they ever become lost or stolen. It is important that you keep your passport and other documents in a safe place in your room or apartment.

Below is a brief description of the documents you may need when you are studying at Mt.A

***For more detailed descriptions please visit the International Centre website.***

[www.mta.ca/international](http://www.mta.ca/international)

## Where do I renew my documents?

Most immigration documents can be renewed online once you are in Canada.

If you need help filling out your applications simply contact the International Advisor to set up an appointment:

[international\\_advisor@mta.ca](mailto:international_advisor@mta.ca)



# Immigration and Employment

## Study Permit

In order to remain in Canada you must have a valid study permit at all times. DO NOT let your study permit expire. If your permit is expiring and you are planning a trip outside Canada try and renew your study permit BEFORE you leave. If you have any questions about how to renew your study permit make an appointment to see the International Advisor.

## Entry Visa

Citizens of certain countries require an entry visa or Temporary Resident Visa every time they enter Canada. There are two types of entry visas: single-entry and multiple-entry. The single-entry TRV allows you to enter Canada only once. If you choose to leave Canada you must apply for another TRV before you can come back. The multiple-entry TRV allows you to enter Canada as many times as you wish until it expires. When you apply for your initial study permit you will be told by the Canadian Embassy in your region whether or not you must apply for an entry visa as well.

## Did you know?

Your study permit is the key to a whole host of opportunities.

Keep it in a safe place and do not lose it or let it expire. If your study permit is about to expire, visit the International Advisor's office to find out how you can renew it. The International Centre recommends that you start the renewal process when there are **3 months** left on your permit.

You must have a valid study permit at all times during your studies.



# Immigration and Employment

## Work in Canada

If you would like to work off campus you must apply for an Off-Campus Work Permit (OCWP). This permit enables you to work up to 20 hours off campus during the school year and for as many hours as you like in the summer or during periods of scheduled breaks.

You must satisfy certain conditions before you can apply for it. Students wishing to work must be in good academic standing (GPA above 1.5), be registered full-time (3 or more courses) and must have studied for six months before applying. For a complete list of requirements visit the International Centre's website.

If you would like to work on campus you do not need a work permit. You must, however, be registered fulltime and have a study permit.

If you have questions about working in Canada as a student you can speak to the International Advisor. Do not start working until you have verified your eligibility because you may end up violating the terms of your study permit.

## Working in Canada:

There are many different types of work permits that students can obtain:

- Off-Campus Work Permit
- Co-Op Work Permit
- Post-Graduation Work Permit

Remember, you do not need a work permit to work ON campus.

Contact the International Advisor for a complete explanation of all three visas or visit the International Centre website.



# Travelling in Canada and Abroad

## How to Get Around

While you are in Canada you may decide that you would like to do some travelling. New Brunswick has a number of unique attractions and many of them are just a short bus or car ride away.

You will need an International Student Identification Card (ISIC) to obtain student discounts for VIA Rail. This card can be obtained from the Students' Administrative Council (SAC) office in the University Centre or from the VIA rail train station. You will need a passport-sized photo and \$16 to get this card. Also, please note that the train stops in major towns and cities on the way to its destination, including Moncton, Amherst etc.

## Travelling Long Distances

Always remember to carry some form of identification with you whenever you travel. It is also important to make sure that you have your health insurance card or information with you when you leave.

You do not need to tell our office where you are going if you decide to travel but it is highly recommended that you tell your roommate or friends where you are going and when you will be back.

## Travelling in Canada:

Travelling in Canada is relatively safe.

Always make sure that you let someone know where you are going.

If you are leaving Sackville make sure you have some form of government-issued ID like a passport or ID card.



# Travelling in Canada and Abroad

## Modes of Transportation

Service	Phone Number	Hours of Operation	Additional Information
Sackville Cab	364-8000	24 hours a day	\$6 total anywhere in Sackville for 3-4 people.
Acadian Bus Lines <i>Near the highway</i>	364-4383	See bus schedule below	Website located at <a href="http://www.smtbus.com/en/index.asp">http://www.smtbus.com/en/index.asp</a>
VIA Rail Canada	857-9830	See train schedule below	website located at <a href="http://www.viarail.com">www.viarail.com</a>

## VIA Rail Train Schedule

Departure/ Destination	Times (Departure/Arrival)	Cost (tax included) Return Trip
Sackville to Halifax	12:46pm-4:20pm	\$57.50 (price when purchased 5 days in advance)
Halifax to Sackville	12:35pm-4:07pm	
Sackville to Montreal	4:10pm-8:15am	\$232.56 (price when purchased 7 days in advance)
Montreal to Sackville	6:30pm – 12:43pm	
Sackville to Charny (Quebec City)	4:10pm-4:40am	\$209.76 (Price when purchased 7 days in advance)
Charny (Quebec City) to Sackville	10:07pm- 12:43pm	

[www.mta.ca/international](http://www.mta.ca/international)

## Travelling in Canada:

Did you know that Sackville is located on the Bay of Fundy?

The Bay of Fundy has some of the highest tides in the world.

To find out more about this phenomenon please go to the official Bay of Fundy website:

[www.bayoffundytourism.com](http://www.bayoffundytourism.com)



VIA Rail Canada

# Travelling in Canada and Abroad

## Bus Schedule (Acadian Bus Lines)

DESTINATION- From Sackville	DEPARTURE TIME	TIME OF ARRIVAL	FREQUENCY	COST (Return)
Montreal	10:35am	1:45am	Daily	\$230
	4:20pm	6:35am		
Quebec City	10:35am	11:10pm	Daily	\$180
	10:35am	11:20am	Daily	\$20
Moncton	10:35am	11:20am	Daily	\$20
	4:20pm	5:05pm	Daily	\$20
Truro	7:25pm	8:10pm	Daily	\$20
	9:45am	11:25pm	Daily	\$34
Charlottetown	2:45pm	4:50pm	Daily	\$34
	9:00pm	10:35pm	Daily	\$34
Halifax	9:45am	12:40pm	Daily	\$34
	9:00	11:25pm	Sunday and Friday	\$34
Halifax Airport	9:45am	1:00pm	Daily	\$58
	2:45pm	6:25pm	Daily	\$58
Halifax Airport	9:00pm	12:10am	Daily	\$58
	9:45am	12:15pm	Daily	\$53

## Using the Bus:

The Acadian Bus stops in Sackville at the Irving Gas Station on Main Street.

Check the bus schedule first before leaving for the station so that you do not miss your bus.



## Bus Schedule (Acadian Bus Lines) (continued)

DESTINATION- From Sackville	DEPARTURE TIME	TIME OF ARRIVAL	FREQUENCY	COST (Return)
	2:45pm	5:40pm	Daily	\$53
	9:00pm	11:25pm	Daily	\$53
Dartmouth	9:45am	12:40pm	Daily	\$58
	2:45pm	6:05pm	Daily	\$58
	9:00pm	11:50pm	Daily	\$58
Fredericton	10:35am	1:55pm	Daily	\$63
	4:20pm	7:15pm	Daily	\$63
Amherst	9:45am	10:00am	Daily	\$12
	2:45pm	3:00pm	Daily	\$12
	9:00pm	9:15pm	Daily	\$12

### Car Rental

If you have a driver's license and you are 21 years or older you may be able to rent a car. When you rent a car you will be charged a daily rental fee and insurance. In some cases and depending on your age, you may have to pay additional fees. Some car-rental agencies may not allow cars to leave the country.

### Thrifty Car Rental

31 Bridge St  
Sackville, NB E4L 3N6  
(506) 536-1557

### Enterprise-Rent-a-Car (Free pickup service)

77 South Albion  
Amherst, NS B4H 2W8  
(902) 661-6898

[www.mta.ca/international](http://www.mta.ca/international)

## Driving a Rental Car

Most car rental places in New Brunswick will charge you a penalty for driving a rental car out of the Maritimes (Nova Scotia, Prince Edward Island, New Brunswick). Check with the rental company first before heading out of the Maritimes.



# Travelling in Canada and Abroad

## Travelling to the United States

If you plan to leave Canada during your travels ensure that you will be permitted back into the country without any problems.

Remember citizens of certain countries may need an entry visa (TRV) to enter Canada. You can find out if you are one of these citizens by going to Citizenship and Immigration Canada's website:

**<http://www.cic.gc.ca/english/visit/visas.asp>**

If you plan to go to the US you may need a US B-1 or B-2 Visa. To find out how to apply or whether you need to apply contact a US Embassy or Consulate.

Due to Canada's special relationship with the United States you do not need a valid Canadian entry visa (TRV) to return to Canada if you are only going to the US. This means that if you decide to travel to the US you do not need to re apply for permission to re-enter Canadian.

## US Consulates in Canada:

The closest US consulate is located in Halifax Nova Scotia. You can contact them by phone:

902-429-2480

To make it to your appointment we recommend taking the bus or train to Halifax



# Finances

There are a number of major banks in Canada. In Sackville, however, there are only two banks; Royal Bank of Canada (RBC) and the Bank of Nova Scotia (Scotia Bank).

## **Royal Bank of Canada (RBC)**

103 Main Street

Sackville

NB

(506) 536-1030

## **The Bank of Nova Scotia (Scotia Bank)**

22 Bridge St

Sackville, NB E4L 3N5

(506) 536-2480

It's important that you set up your bank account as soon as you get to Sackville as you do not want to lose any cash you may have with you.

## **Managing Your Money**

As a student who is living away from home you will need to learn how to manage your finances so that you do not end up without any money. This may even be the very first time you have ever had to manage a bank account or pay bills. Try not to worry about it too much. If you learn the basic principles of money management you should be able to survive your first year.

[www.mta.ca/international](http://www.mta.ca/international)

## Banking in Canada

Most banking in Canada can be done online. This means that you do not even need to go to the bank to make simple transactions. Contact your bank to find out more information about online banking.



# Finances

## Money Management Tips:

- **Look for student discounts**

Many places on campus and in and around Sackville have special student discount rates. Always keep your Mt.A ID with you so that you can take advantage of these discounts. You can also try applying for the ISIC card. This card has numerous discounts for places all over Canada.

- **Buy used textbooks instead of new textbooks**

Used textbooks can be just as good as new ones. If your professor is using the same textbook from last year in his/her class try to find out where you can buy used copies of the books. Usually you will see advertisements posted around campus from students who have books to sell.

- **Limit your spending**

It's okay to spend your money on whatever you like but always make sure that you have some money saved up just in case you experience an unexpected emergency. Try not to eat at restaurants or go to bars too often. Eating and drinking out can be very expensive. If you are living in residence and are on a meal plan you shouldn't need to spend money on food or go to restaurants too often.

## Where to go for help:

Make an appointment to see a personal banker at your local bank if you are experiencing problems with your budgeting skills.

If you need to make some additional money you can try looking for a job either on campus or off campus. Make sure you are legally entitled to work before you start applying for any kind of job.



# Finances

- **Create a budget and stick to it.**

If you need help creating a budget ask your bank to make an appointment to see a personal banker for a money management advice.

## Understanding Credit Cards

A credit card is a bank card that may be used repeatedly to borrow money or buy products and services on credit. It is issued by banks, , retail stores and other businesses.

In order to get a credit card you will need to apply for one. Sometimes international students may not be able to obtain a credit card because they do not have a sufficient credit history. If you do manage to obtain a credit card remember that any purchases you make will be subject to interest (above 16%).

Credit cards can be useful, especially if you are planning to book a flight back home or if you are trying to buy something online.

Call your bank to see if you are eligible for a credit card in Canada.

## Banking Tips:

Try not to carry cash with you. It can get lost or stolen and you may never get it back.

Most Canadians use their debit cards to pay for purchases. Debit cards a relatively safer to carry around. Check to see if you can pay with debit before you buy something as some specialty stores may only accept cash.



# Finances

## Taxes

If you work while you are in Canada your earnings will be taxed in accordance with Canadian tax law. Taxes are automatically deducted from each pay-cheque you receive. At the end of the year, you formally report your income to the Canadian Government by completing a tax return. The Canadian Government will calculate how much tax you should pay according to your earnings. To qualify for a tax rebate, you must complete a tax return. The International Centre offers tax sessions in March to help you complete your tax return. International students are entitled to apply for a Goods & Services Tax (GST) refund. To apply for this you must complete a tax return each year. For more information about Canadian taxes, tax returns, and tax rebates, please visit the International Centre's website.

## Financial Aid

If you are experiencing any financial difficulties you can visit the Financial Aid Office located in the Registrar's Office on the second floor of the Wallace McCain Student Centre. You can enquire about possible bursaries and scholarships which may apply to you. To see the Financial Aid Counsellor please email: [financialaid@mta.ca](mailto:financialaid@mta.ca) or call 506-364-2258.

## Scholarships

There are some scholarships and bursaries available for international students. They are, however, highly competitive and limited. In order to see if you qualify for either a scholarship or bursary you can contact the Financial Aid Counsellor or visit the Scholarships page on the Mt.A website:

[http://www.mta.ca/apply/money\\_matters/scholarships.html](http://www.mta.ca/apply/money_matters/scholarships.html)

## Did You Know?

There are a few scholarships and bursaries available to students that have specific criteria that do not necessarily relate to academics.

For example, the Class of '33 awards are bursaries awarded to international students who play an active role in campus life.

Contact the Financial Aid Counsellor for more details about these and other scholarships.



# Student Services

The Wellness Centre strives to offer a holistic service approach to the Mount Allison University student community through on-campus offerings (media, workshops, individual appointments, and special events) and the promotion of balanced, healthy-living choices. Visit their website for more information: <http://www.mta.ca/wellness/>

The Wellness Centre offers the following services:

- **Anti-Harassment Services**
- **Counselling Services**
- **Disability Services**
- **Health Services**

## Anti-Harassment Services

Mt.A has a victim advocacy program called S.H.A.R.E. (sexual harassment and assault response and education) to help students who have been victims of sexual harassment or assault. S.H.A.R.E.'s services include:

- 24 hour crisis line 540-7427 (SHAR)
- confidential advice
- help with missed classes
- access to emergency shelter
- information
- resources
- staff support during any medical, legal or judicial proceedings

## Did You Know?

The Student Centre is a hub of activity. Students like to spend time studying, eating, meeting with friends, doing laundry, participating in club activities, working out and dancing in the student pub.

There are many places like Gracie's Café and the All Nations Lounge that are designated student spaces.



# Student Services

## Counselling Services

The Wellness Centre's personal counselors provide free consultations to students who would like guidance or support in their personal or academic life at Mount Allison. **The counselors** aim to help students feel better, find balance, and learn to overcome challenges in individually-appropriate ways. It helps students to identify the source(s) of any potential anxiety in their lives and then works with students to create individual plans for personal and academic success.

## Disability Services

The Accessibility Services Program is committed to ensuring the provision of necessary services and accommodations for students with documented disabilities, other than Learning Disabilities. Beyond providing services, Mount Allison is committed to creating opportunities for individual growth and skill development unique to students with disabilities. Support provided will facilitate easier integration into the university's academic and community setting.

## Managing Depression:

The transition to life in a new social and academic setting can lead to feelings of depression. Many international students experience some form of depression during their time at university.

If you experience depression, it is important that you find someone you can trust to talk about your feelings. It's important that you find someone you can trust to talk to about your problems.

The Wellness Centre has trained counsellors who can provide you with guidance and support.



# Student Services

## Health Services

The health services area of the Wellness Centre provides non-emergency primary health and wellness services for all Mount Allison Students. These services are open during the academic year (September to mid-April) and are appointment-based with time reserved each day for walk-in appointments.

For more information about the Wellness Centre contact:

### **Basement FLOOR**

#### **Wallace McCain Student Centre**

**62 York Street**

**Sackville NB**

**E4L 1E2**

**tel:506-364-2163**

**fax:506-364-2172**

**email: [health@mta.ca](mailto:health@mta.ca)**

**website <http://www.mta.ca/health>**

If you cannot or do not want to wait for an appointment you can go to the hospital's out-patients. You may have to wait several hours to see a doctor. Make sure you take your StudentGuard health card with you and always call StudentGuard first before having any procedures done.

[www.mta.ca/international](http://www.mta.ca/international)

## Emergency Information:

If you need immediate medical assistance you can dial 911 from any phone for free.

Remember to keep your health card with you at all times.



# Student Services

## The Bookstore

The University Bookstore is located on the Ground Floor of the Wallace McCain Student Centre. You can buy your textbooks, pick up your packages, get your Mt.A ID card and access printing services. The Bookstore is open from 8:30AM to 4:30PM Monday to Friday. To find out more about what the Bookstore has to offer please visit the website:

<http://bookstore.mta.ca/home.aspx>.

## The R.P. Bell Library

The R.P. Bell Library is located next to the Crabtree Building. It holds a host of academic resources including journals, encyclopedias and much more and it is also home to the Writing Resource Centre and Math Help Centre. To find out more about these resources please visit the library's website:

<http://www.mta.ca/library/index.html>

## The Students' Administrative Council (SAC)


The SAC represents all students at Mount Allison University. It lobbies for student interests and provide a variety of services for students. The SAC has an international student representative who lobbies specifically for international student issues. To find out more about the SAC please visit their website:

<http://sac.mta.ca/>

[www.mta.ca/international](http://www.mta.ca/international)

## Did You Know?

You can access thousands of books, journals and academic papers online through the R.P Bell Library. You can also renew your books online. Visit the library website for instructions on how you can do so.



# Student Services

## Computing Services

The Computing Services Department facilitates all information and technology services on campus. Computing services also oversees the computer labs, wireless networks and audio visual services on campus. If you have computer or technology-related problems please contact Computing services either by email: [helpdesk@mta.ca](mailto:helpdesk@mta.ca) or by phoning them at: 506-364-2473. You can also visit the Computing Services website: <http://csd.mta.ca/>

## Personal Computers

Most of Mount Allison is covered by a wireless network. If your personal computer or laptop has a wireless card, you should be able to connect to this network using your Mt. A e-mail log-in. For detailed instructions on how to connect to both the wireless network and the secure wireless network, please visit <http://www.mta.ca/wireless/connected.htm>. If you can use the secure network, please do so since it will protect important information such as your password or any online banking that you wish to do. Laptops can be hooked up to the Mount Allison network in your residence room. If you do not have a LAN cable or network adapter, you can go downtown and buy the equipment you need.

## How to use your M: Drive

Every student at Mt. A receives free memory space on the university server. You can access this from any computer on campus, including the personal computer in your room.

## Mt.A Email

Your Mt.A email is your official university email address. Use it whenever you are contacting professors or submitting work as most professors will not accept emails from non-Mt.A accounts.



# Student Services

When you use an on-campus computer (i.e. at the library, DUNN Building, etc) this account is saved as an M-Drive. In order for you to access this account from your personal computer, you must first activate the M-Drive. This is how you activate the M-Drive on your personal computer:

1. Go to “My Computer” and click once.
2. Right-click “My Computer” to receive a new option menu.
3. From this option menu, select “Map Network Drive.”
4. Next to “Drive” select “M:”
5. **This is where you will use the “\” symbol.**
6. Next to “Folder” type: \\home\username\$ (please note: for username, please type your MTA username from your email.
7. At the bottom of the box, click on “Connect using a different user name.”
8. In the new box that appears, enter: MTA\username. For example, John Smith’s username is jsmith. So when he enters his username he will type MTA\jsmith.
9. Enter your password.
10. You should be finished. You may see a box asking whether you wish to re-connect at log-in. If you see this box, click YES. This way, every time you turn on your computer, it will automatically connect to the M-drive. Now you can save documents to the M-Drive on campus and then open them again in your room (and vice versa). This is a convenient way to access your files from anywhere on campus.

## Mt.A Email:

Make sure you check your Mt.A email at least ONCE a day. Your Mt.A email is your avenue to what’s going on at Mt.A.



# Student Services

## Printing from University Computers

You can print documents at the R.P Bell Library as well as at the DUNN Building. Printing is double-sided by default, and can be changed by un-checking the duplex box on the print settings screen.

1. Access your document from any computer on campus (i.e. DUNN Building, Avarad-Dixon Building, Library, etc.)
2. TO PRINT: From the "File" menu select "Print."
3. From the Printers list, select the printer in your building (i.e. Library=LIB). Click "print"
4. Locate the printer in your building. Next to the printer is another computer. You will have to swipe your Mount A ID card beside the computer.
5. A list of documents sent for printing will appear; choose the document you wish to print by clicking on it.

Press print. If you have insufficient funds, you can add money onto your card by using the cash unit in the library, adding money to your Mountie Money, or online.

## Where to print:

You will need to pay for any documents that you print. At the beginning of the year your Mt.A ID card should have \$50 on it.

You can print in the library or in the DUNN building. Make sure you have money on your Mt.A ID.



# Student Services

## Dining Services

Dining services at Mt.A are run by Aramark, an independent company contracted by the university. Students living in residence are required to purchase a meal plan and eat their meals in Jennings Dining Hall. Gracie's Café (ground floor of the Wallace McCain Student Centre) or in the Flying A (main floor of the library) do not run on the meal plan. You can use your Mt.A ID card or cash to purchase food. To find out more about Dining Services, including a complete menu for the semester, please visit the Dining Services website: <http://www.campusdish.com/en-us/CA/MountAllison>

## The Pond: Mount Allison's Campus Pub

Students are welcome to go to the Mount Allison Campus Pub on Mondays through to Saturdays from 9:00PM - closing (2:00AM). The Pub has a large-screen television, pool tables, foosball and a dance floor. Local and guest DJs appear on certain nights throughout the week. On Thursday nights there is trivia which has prizes for winners! An ATM machine is located to the right of the counter so you can easily withdraw money from your bank account, though there is a small service fee of \$1.50.

During the regular academic year, there is often a cover charge of \$5 on the weekends to enter the Pub. You will need to show your Mount Allison I.D. card to enter the Pub. During the time you are waiting to receive your I.D. card, you will be able to use your passport. Information on special events will be posted on the Pub website as it becomes available. <http://www.mta.ca/pub>. Remember that the legal drinking age in New Brunswick is **19**.

[www.mta.ca/international](http://www.mta.ca/international)

## Dietary Requirements

The Dining Hall aims to ensure food options for all dietary needs. Jennings provides alternative menus for vegetarians, celiac, lactose intolerants and much more. It also serves Kosher and Halal meals too. Contact Dining Services if you have unique dietary requirements.



# Student Services

## Career Counselling

Mt.A provides its students with career counselling services. To book an appointment to meet with our campus career counsellor, Scott Yorke, please send him an email: [careers@mta.ca](mailto:careers@mta.ca). His office is located in the Ron Joyce Centre for Business Studies.

## Telephones

All of the rooms in residence are equipped with phone jacks. You will immediately be able to receive local telephone service. Long-distance telephone calls will require a phone card; however, you can receive long-distance and international phone calls free of charge. When dialing within Mount Allison from your residence room phone, you are only required to dial the last four digits. When dialing outside of Mount Allison University, you are required to dial 8 first.

## Did you know?

New Brunswick's area code is 506. When you are calling a local number (i.e. Sackville and Moncton) you do not need to enter 506.

All long distance calls must be prefixed with "1". If you are calling internationally you must first dial "011" + country code + area code + phone number.



# Student Services

## How to make a call from your residence phone:

**within residence:** if your friend's telephone number is 939-1234, you only need to dial 1234.

**on campus:** the International Centre's telephone number is 506-364-2124. To phone us, you only need to dial 2116.

**off-campus:** to dial a number off campus, you must dial 8 + the person's number.

**International (calling card):** To use a calling card, dial the number (usually beginning with 1-888, 1-800, or 1-866) on the back. Be sure to dial 8 + 1 + 800... if you are using a phone in Residence. Listen to the instructions and then enter the secret PIN number from the back of the card. You should now hear a dial tone.

## What is a calling card?

A calling card (also known as a phone card) is a prepaid card that, when activated, can enable you to call anywhere in the world.

## Where can I buy a calling card?

Calling cards are available from the Bookstore, from gas stations and from the pharmacy.



# Maps

## Map of Campus



### Campus Tours

2nd Floor  
Wallace McCain Student Centre  
(506) 364-2257  
campusvisit@mta.ca

### Contact Info

Admissions Team  
Mount Allison University  
62 York St.  
Sackville, NB E4L 1E2

(506) 364-2269  
admissions@mta.ca  
mta.ca/apply

**Mount  
Allison**  
UNIVERSITY

- |   |                                  |                       |  |
|---|----------------------------------|-----------------------|--|
| 1 Convocation Hall  | 11 Wallace McCain Student Centre | 12 Thornton House     | 24 Centennial Hall                         |
| 2 Athletic Centre   | International Centre             | 13 Edwards House      | 25 Bennett Building                        |
| 3 Ralph Ptokard Bell Library                                      | Wellness Centre                  | 14 Hunton House       | 26 Windsor Theatre                         |
| 4 Crabtree Building   | Meighen Centre                   | 15 Bennett House      | 27 Hart Hall                               |
| 5 Marjorie Young Bell Conservatory of Music<br>Brunton Auditorium | Fitness Centre                   | 16 Bigelow House      | 28 Campbell Hall                           |
| 6 Avard-Dixon Building<br>Ron Joyce Centre for Business Studies   | CHMA Campus Radio                | 17 Gemini Observatory | 29 Windsor Hall                            |
| 7 Flemington Building   | Campus Pub                       | 18 Carriage House     | 30 Jennings Dining Hall<br>Academy Gardens |
| 8 Barolay Chemistry Building                                      | Gracie's Café                    | 19 Bermuda House      | 31 Harper Hall                             |
| 9 Owens Art Gallery   | SAC Office                       | 20 Cuthbertson House  | 32 Downtown Sackville                      |
| 10 Gardner Fine Arts Building                                     | Argosy Student Newspaper         | 21 Pavillion Bousquet | 33 Sackville Waterfowl Park                |
|   | University Bookstore             | 22 Dunn Building      | 34 Swan Pond                               |
|   | Admissions & Registrar's Office  | Wu Centre             | 35 Anchorage House                         |
|   | Student Affairs                  |                       |  |
|   | Tweedie Hall                     | 23 Chapel             |  |

# Maps

## Map of Sackville

### Downtown/Centreville

#### Attractions and Venues:

1. Boultonhouse Heritage Centre  
Centre patrimonial  
Boultonhouse
2. Campbell Carriage Factory  
Musée de la carrosserie Campbell
3. Midde Sackville Historical Klusk  
Stand d'histoire
4. Colville House  
Maison Colville
5. Convocation Hall  
Pavillon Convocation
6. Curling Club  
Club de curling
7. Harness Shop
8. Live Bait Theatre  
Théâtre Live Bait
9. Sackville Golf Club  
Club de golf
10. Sackville Public Library  
Bibliothèque publique de Sackville
11. Sackville Waterfowl Park  
Parc de la Sauvagine
12. Swan Pond  
Étang des cygnes  
Centennial Monument  
Le Monument du centenaire
13. Tantramar Veterans  
Memorial Civic Centre /Arène
14. The Music Barn

#### Parks / Parcs:

15. Bill Johnstone Memorial Park/  
Bandstand/Playground, kiosk  
à musique, terrains de jeux
16. Beech Hill Park (on reverse)
17. Liffas Fawcett Park,  
Playground / terrains de jeux
18. Memorial Park

#### Transportation:

19. Via Rail Station / Gare
20. Acadian Lines Bus Depot /  
Dépôt d'autobus

#### Accommodations/Hébergement

21. Coastal Inn Sackville
22. Borden's Motel
23. Tantramar Motel
24. Marshlands Inn
25. Savoy Arms B & B / Gite
26. The Different Drummer  
B & B / Gite
27. Silver Lake B & B / Gite
28. Harbourmaster's House  
B & B / Gite
29. Marshview Trailer &  
Camping Park (on reverse)

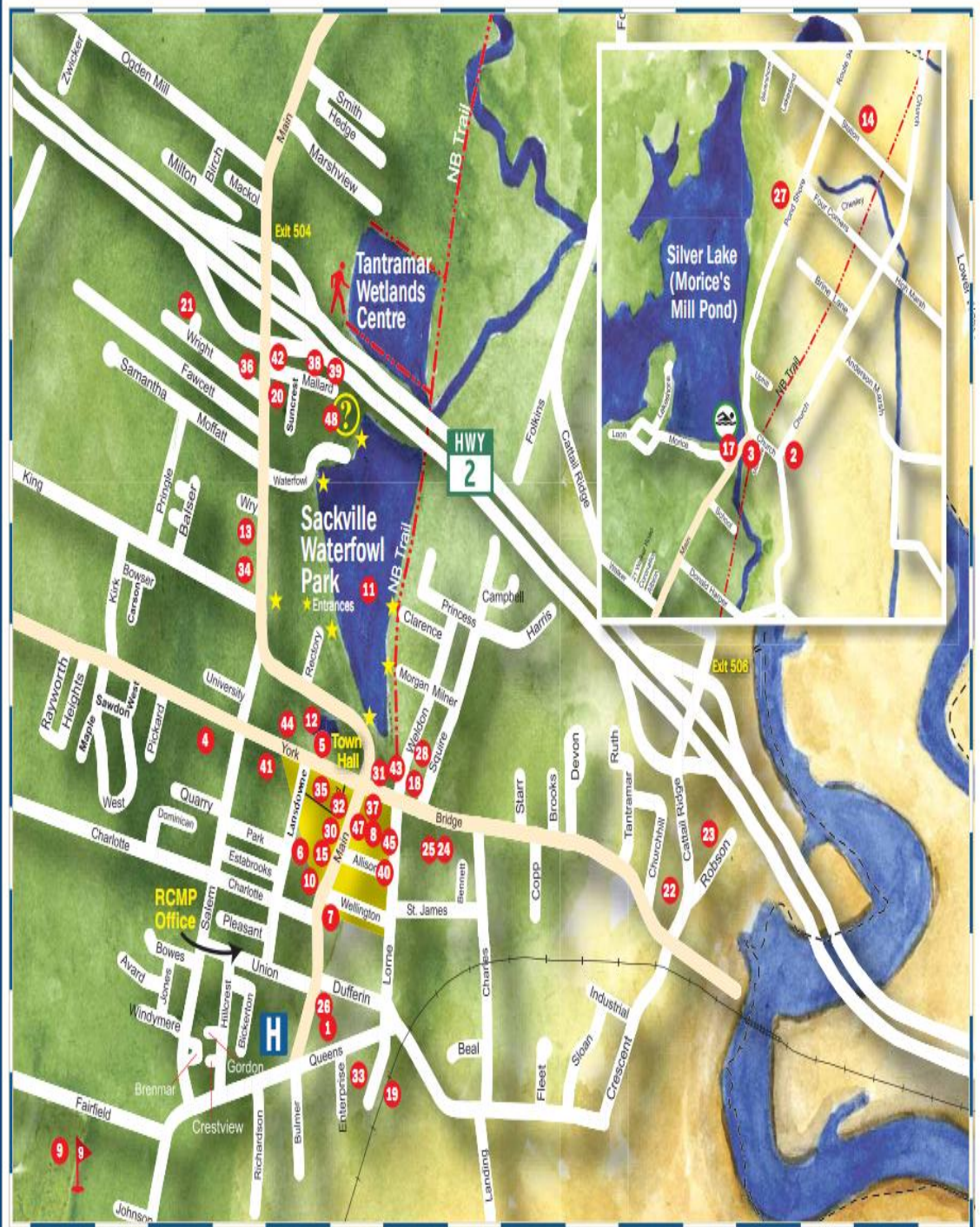
#### Restaurants / Night Life

#### Restaurants / Cafés / Vie nocturne

30. A-1 Pizza
31. Bridge St. Café
32. Duck's
33. George's Roadhouse
34. Vin's Wok
34. Jack's Pizza
35. Joey's Pizza & Pasta  
and SpeakEasy Lounge
24. Marshlands Inn
36. McDonald's
37. Mel's Tea Room
32. The Olive Branch
38. Patterson's Family  
Restaurant
39. Pizza Delight
40. Royal Canadian Legion  
Sackville Branch
34. Sassy's Pub
20. Subway
41. Tantramar's Club
42. Tim Horton's
43. Uncle Larry's
37. Wetlands Pub
42. Wendy's

#### Art Galleries / Galeries d'art:

44. Owens Art Gallery
45. Struss Gallery
31. Fog Forest Gallery
47. Robert Lyon Graphics
48. The Craft Gallery



**Sackville**  
New Brunswick Where you belong  
Nouveau-Brunswick Votre chez-vous

## Contact Us:

208 Wallace McCain Student Centre  
Mount Allison University  
62 York Street  
Sackville, NB  
E4L 1E2

Tel: 506-364-2124

Tel: 506-364-2112

Fax: 506-364-2130

Email: [international\\_advisor@mta.ca](mailto:international_advisor@mta.ca)

[www.mta.ca/international](http://www.mta.ca/international)

Find us on Facebook:

[www.facebook.com/InternationalCentre](http://www.facebook.com/InternationalCentre)

**MountAllison**  
UNIVERSITY