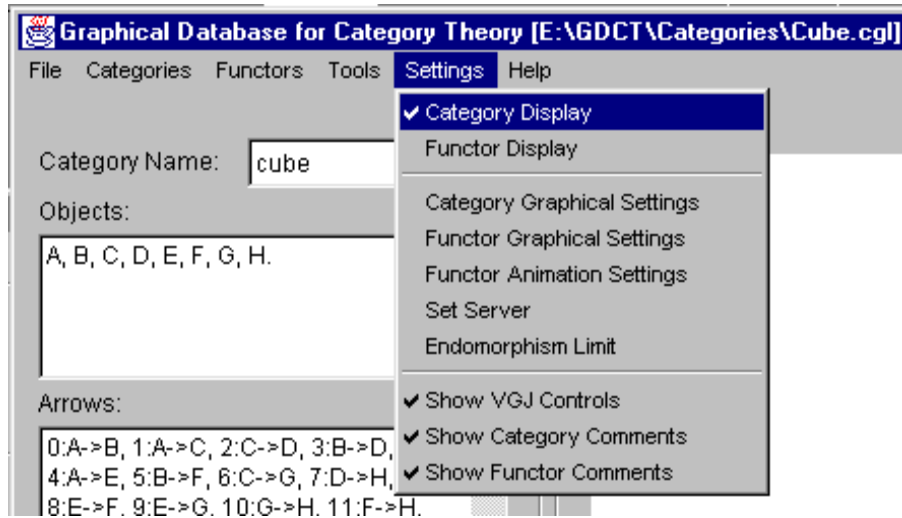


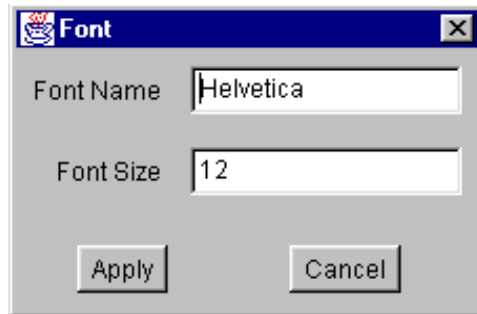
Switching Between Category and Functor Displays

Selecting either of Settings | Category Display or Settings | Functor Display allows the user to switch between the display of categories and the display of functors.



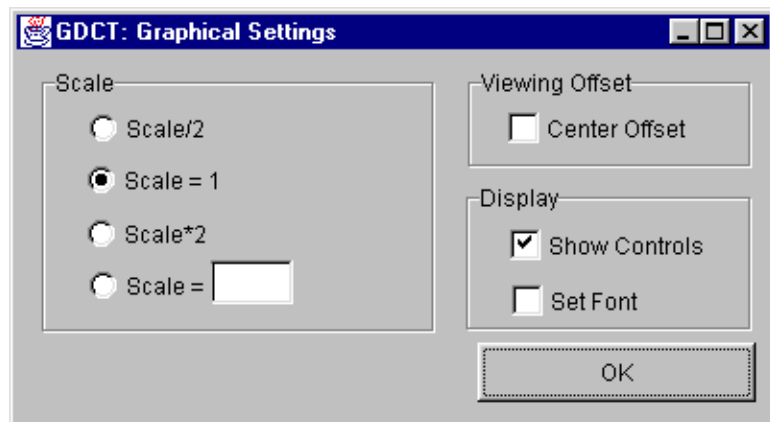
Font Settings

Selecting Settings | Category Settings and then checking the box in front of “Set Font”. This displays a dialog in which the user can change the font settings within the program.



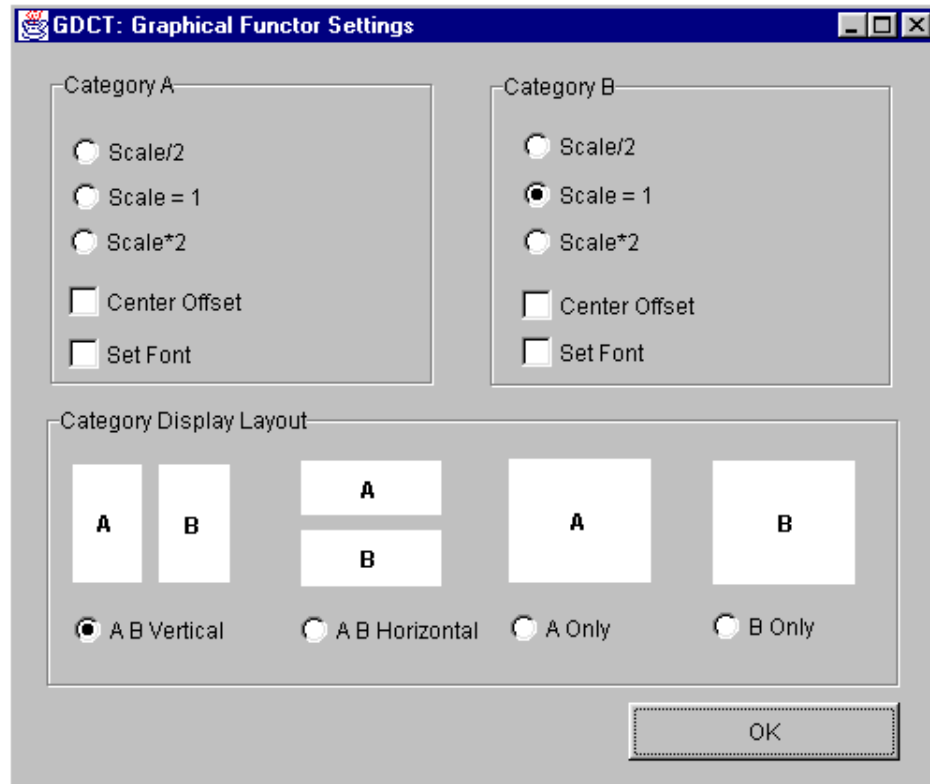
Category Graphical Settings

Selecting Settings | Category Graphical Settings displays a dialog for changing the graphical settings in the category display.



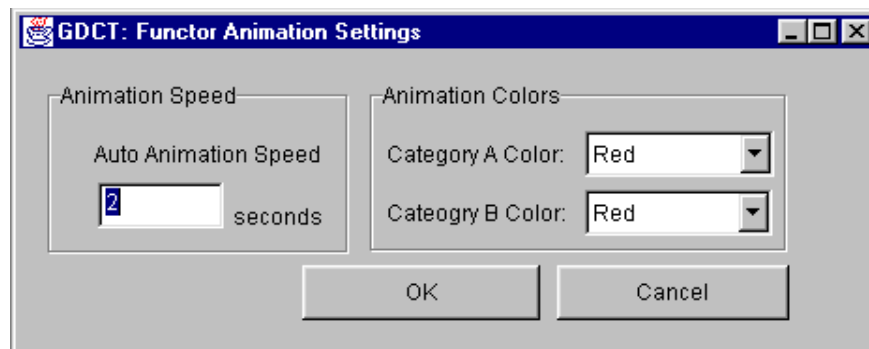
Functor Graphical Settings

Selecting Settings | Functor Graphical Settings displays a dialog for changing the graphical settings in the functor display.



Functor Animation Settings

Selecting Settings | Functor Animation Settings displays a dialog for changing the animation delay time (default 2 seconds) and the animation colors for the domain and codomain categories.

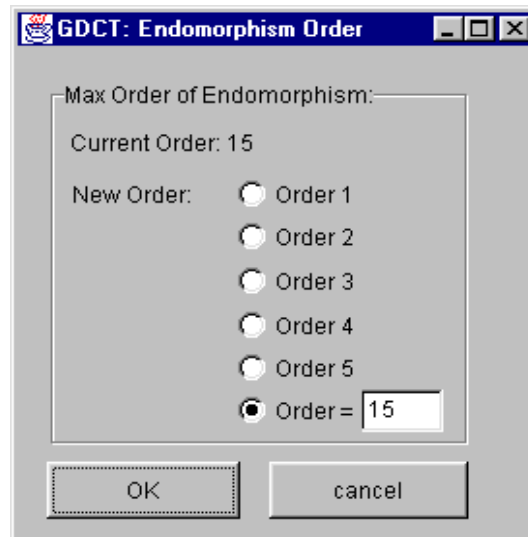


Server Settings

Selecting Settings | Set Server displays a dialog for changing the default server and directories from which categories and functors can be loaded using the appropriate load command.

Endomorphism Limit

Selecting Settings | Endomorphism Limit displays a dialog for changing the endomorphism limit.



Displaying the VGJ Controls

If Settings | Show VGJ Controls is selected it displays the VGJ controls in the category display. If deselected, it hides them.

Displaying the Category Comments

If Settings | Show Category Comments is selected it displays the comments in the category display. If deselected, it hides them.

Displaying the Functor Comments

If Settings | Show Functor Comments is selected it displays the comments in the functor display. If deselected, it hides them.

